




The tools of innovation.

## OPERATOR'S MANUAL

Free Standing Pillar

**SM-SLP-0429-07-00-00-0**



801 W. Mineral Ave. Suite 103, Littleton CO. 80120

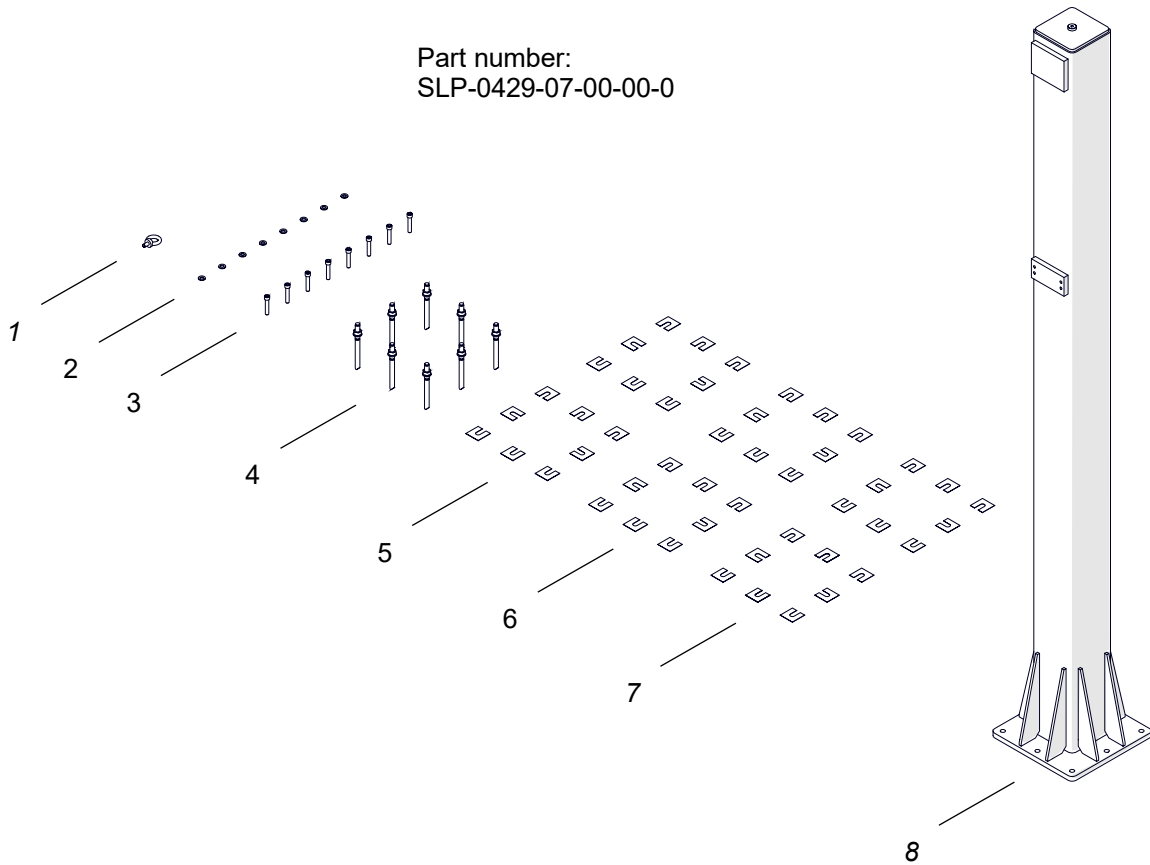
1- 303-690-9146, FAX 303 – 690 – 9172

[www.steelmax.com](http://www.steelmax.com) [sales@steelmax.com](mailto:sales@steelmax.com)

## 1.0 Free-standing pillar

Designed to install the boom on it. Height: 9.84 ft (3 m).

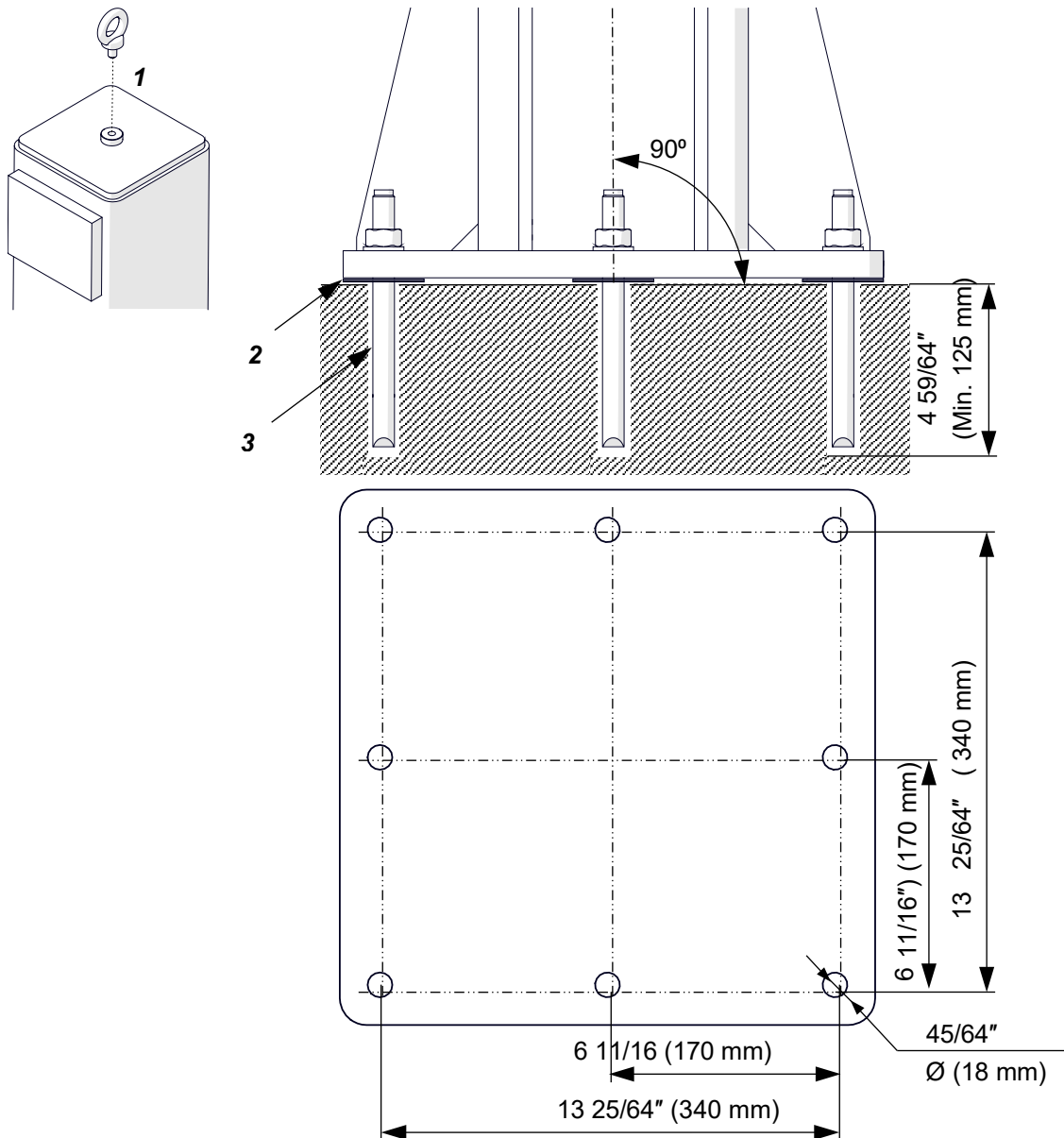
Part number:  
SLP-0429-07-00-00-0



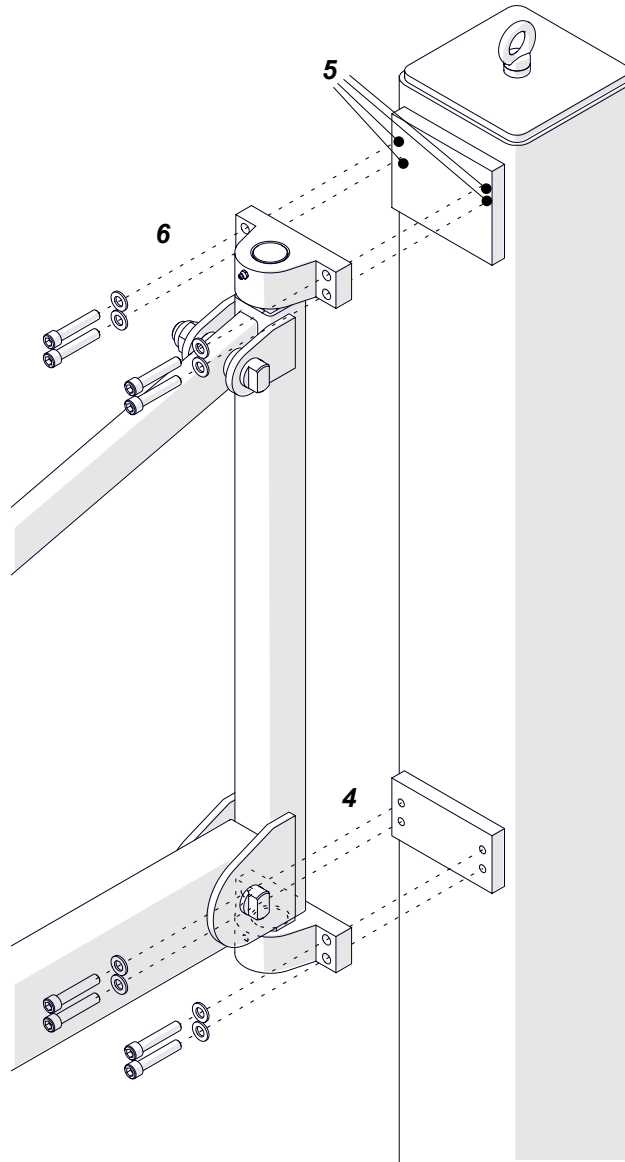
1	Eyebolt	1 unit
2	Washer	8 units
3	M12x65 screw	8 units
4	Anchor rod M16 – 190 mm (7 31/64")	8 units
5	3/64" (1 mm) thick special washer	16 units
6	1/64" (0.5 mm) thick special washer	16 units
7	1/64" (0.2 mm) thick special washer	16 units
8	Free-standing pillar	1 unit

Screw the eyebolt into the hole (1). Transport the pillar using transport means. Set on the floor and level using special washers (2). Anchor the pillar to floor made of concrete with a grade of at least C20/25 and a minimum thickness of 6 19/64" (160 mm) using eight anchor rods (3) and injection resin\* (not included). Follow the recommendations of the resin manufacturer. The spacing of the anchor holes is shown below.

\* recommended resin is TRUTEX TCM420 PRO



To install the boom, attach the bottom hinge to the mounting holes of the pillar with four washers and M12x65 screws (4) using a 10 mm hex wrench (not included). Make four M12 threaded holes for top hinge (5). Then attach the top hinge with four washers and M12x65 screws (6).



## 2. DECLARATION OF CONFORMITY

### Declaration of conformity

**PROMOTECH sp. z o.o.**  
**ul. Elewatorska 23/1**  
**15-620 Białystok, Poland**

We declare with full responsibility that:

**Free Standing Pillar SM-SLP-0429-07-00-00-0**

is manufactured in accordance with the following standards:

- EN ISO 12100: 2010
- ISO 12482-1: 1995

and satisfies regulations of the guidelines: 2006/42/EC

Person authorized to compile the technical file:

Wiktor Marek Siergiej, ul. Elewatorska 23/1, 15-620 Białystok, Poland



Białystok, 16 February 2023

---

Wiktor Marek Siergiej  
CEO

### 3. WARRANTY CARD

Warranty card no.....

..... in the name of Manufacturer warrants the\*:

**Free Standing Pillar: SM-SLP-0429-07-00-00-0**

to be free of defects in material and workmanship under normal use for a period of 12 months from the date of sale.

This warranty does not cover damage or wear that arise from misuse, accident, tampering, or any other causes not related to defects in workmanship or material.

Serial number .....

Date of sale .....

Signature and stamp of the seller .....

**0.02 / 05 September 2023**

**WE RESERVE THE RIGHT TO MAKE CHANGES IN THIS MANUAL WITHOUT NOTICE**