

MPB26 & APB32 PIPE BEVELING SYSTEMS

MANUAL & AUTOMATIC SYSTEMS PRODUCE ACCURATE WELD PREPARATIONS IN A SINGLE PASS


The Steelmax **MPB26** and **APB32** pipe beveling systems produce consistent, high-quality weld preparations in a single pass. With manual or automatic feed, the **MPB26** and **APB32** easily mount to the outside edge of pipe or tubing and can create a 13/16" maximum bevel width. By attaching to the pipe's circumference, the **MPB26** and **APB32** automatically compensate for out-of-round pipe and tubing and produce a consistent land dimension and bevel angle around the pipe; giving the user highly repeatable and consistent fit-up.

The **MPB26** is manually operated and can mount to pipe or tubing with a minimum diameter of 6" and can bevel outside diameters up to 26" and 1/8" up to 3/4" wall thicknesses.

The **APB32** automatically feeds itself around the pipe and can mount to pipe or tubing with a minimum diameter of 10" and can bevel outside diameters up to 32". With an optional attachment, the **APB-32** can bevel pipe of any diameter over 32", making this an incredibly versatile solution.



MPB26 Manual Pipe Beveling Machine



APB32 Automatic Pipe Beveling Machine

FEATURES

- Simple set-up and operation
- Accurate bevel depth and bevel angle adjustment
- Complete weld preparation in a single pass (at 45°, maximum 15 mm bevel width)
- Suitable for pipe thickness from 1/8" (3 mm) up to 3/4" (20 mm)
- Both machines can be used to bevel plate as well

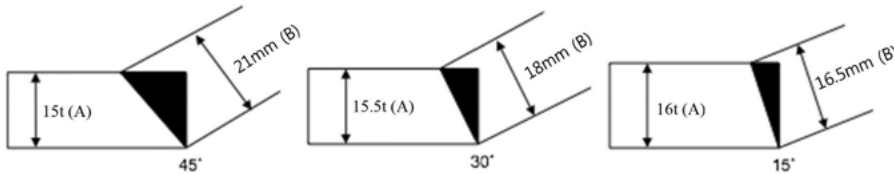
Steelmax
The tools of innovation.

PORTABLE PIPE BEVELING MACHINES FROM STEELMAX®

Technical Specifications		
	MPB-26	APB-32
Power Supply	115 VAC 60Hz 2,400W	115 VAC 60Hz 2,400W
Pipe Diameter Range	6"-26" (150-660 mm)	10" and Larger (>250 mm)
Bevel Angle Range	0-45°	0-45°
Maximum Bevel Depth @ 45 degrees (A)	5/8" (15 mm)	5/8" (15 mm)
Maximum Bevel Width (B)	13/16" (21 mm)	13/16" (21 mm)
Minimum Pipe Wall Thickness	1/8" (3 mm)	1/8" (3 mm)
Maximum Pipe Wall Thickness	3/4" (20 mm)	3/4" (20 mm)
Weight	41 lbs (18.6 kg)	90 lbs (41 kg)



Easily set the bevel depth



Optional speed controller optimizes milling speed for harder materials such as Stainless steel


Accessories

SM-PB-CM2100-SC	Speed Controller for APB-32 and MPB-26 Pipe Beveling Machines
SM-PB-API020-LD	APB-32 Pipe Attachment for Pipe Diameters Above 32"



Spare & Wearing Parts

SM-PB-CM2100-CA	Cutter Head Assembly for APB-32 and MPB-26 (without inserts)
SM-PB-CM2100-10	Cutting inserts (Package of 10)
SM-PB-CM2100-09	Cutter Wedge for APB-32 and MPB-26 (each)
SM-PB-CM2100-08	Cutter Insert Screw (each)



Steelmax®

The tools of innovation.



For ordering and customer service, or to request detailed product information or demonstration videos, contact:

877-833-5629

STEELMAX.COM

sales@Steelmax.com

Fax: 303-690-9172